

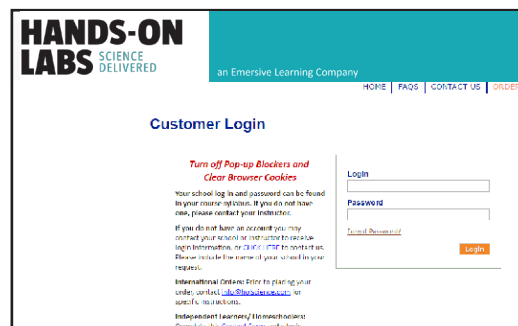
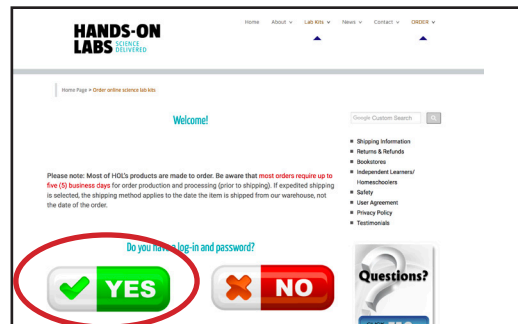
# Students Getting Started

# HANDS-ON LABS SCIENCE DELIVERED

Welcome students to HOLcloud!  
This PDF will show you how to order your lab kit, and how access your lab manual.


## Order Your LabPaq

1. Visit: [www.holscience.com/orders](http://www.holscience.com/orders) and click "Yes."
  - Use the login and password provided **by your instructor** to purchase a LabPaq.
  - Please note: This login information will be different than your login information for HOLcloud. The username to order your LabPaq should look similar to: "C000123."
  - LabPaqs take 1-5 business days to process from the time you place your order. Please note that if you choose expedited shipping, the selected shipping method applies to the date the item is shipped from our warehouse AFTER processing.



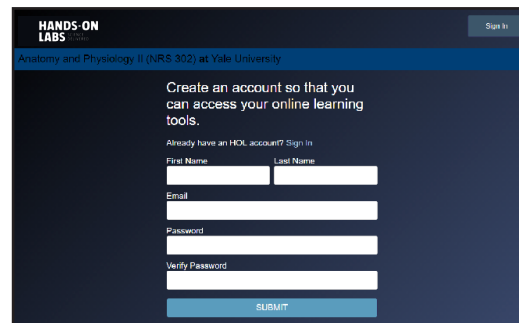
## Access Your Lab Manual

2. Follow the link provided by your instructor.
  - The link would look similar to this link:  
<https://myhol.holscience.com/enroll/ktfh-sxvz-frmn-mxbw>
  - Please note: this link is unique to your class. If you try to create an account without this link you WILL NOT have access to your class.



## Create an Account

3. The link to your class will prompt you to a page that looks like this:
  - Simply fill out your information, enter your email address and click "SUBMIT."
  - **IMPORTANT:** You must use your school's email address.



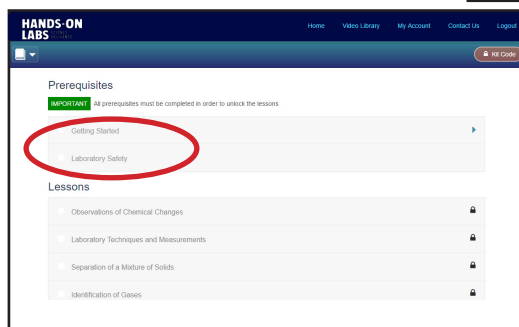
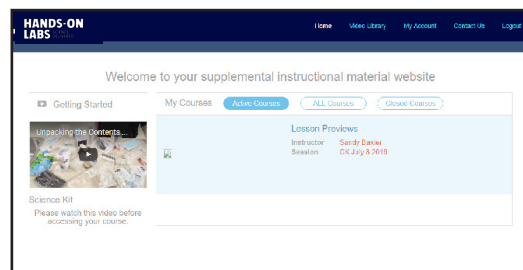
# Students Getting Started

# HANDS-ON LABS

SCIENCE DELIVERED

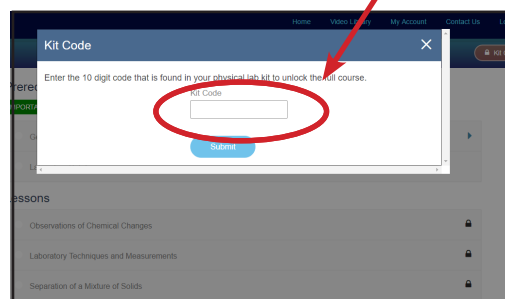
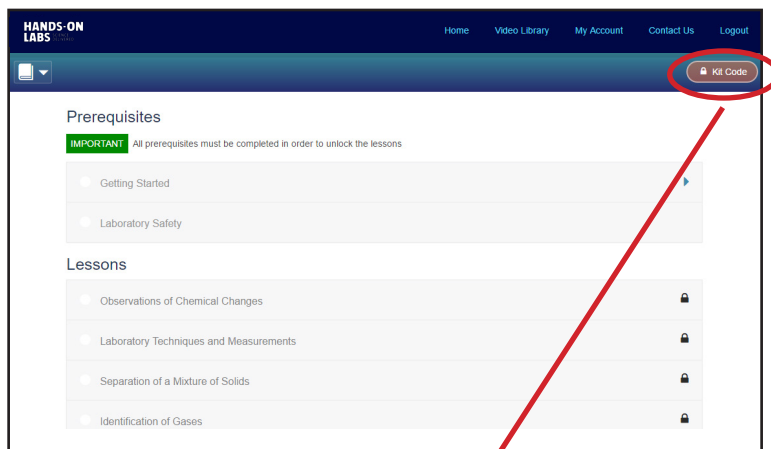
## Start Your Lessons

- 4
- Once you login, you can access your labs anytime, anywhere on any device.
  - While you wait for your LabPak to be delivered you can start working on your pre-requisites: the “Getting Started” lab and the “Laboratory Safety” lab.



## Enter Your Kit Code

- 5
- After you receive your kit, you must open the strap on the kit and remove the outside sleeve.
  - Your kit code is the 14 digit number at the bottom of the label.
  - **Note: The kit code is located at the bottom of the box and is hidden by the sleeve.**
  - To enter your code, click on the “Kit Code” button on the right hand side of your HOLcloud to unlock your lessons. **You will not be able to unlock your lessons until you complete the course’s pre-requisites.**



Now you are ready and all set up for a great semester! Best of luck!